



Keeping Families Together
We will begin at 2 p.m. Eastern.
Please enjoy our pre-event slides.

You will need computer speakers or headphones to hear the presentation.
There is no dial-in number.

Alert



U.S. Citizenship
and Immigration
Services

On August 26, 2024, the United States District Court for the Eastern District of Texas, in *Texas v. Department of Homeland Security*, Case Number 24-cv-306 administratively stayed DHS from granting parole in place under Keeping Families Together for 14 days; the District Court might extend the period of this administrative stay.

Alert (continued)



U.S. Citizenship
and Immigration
Services

While the administrative stay is in place, we will:

- Not grant any pending parole in place requests under Keeping Families Together.
- Continue to accept filings of Form I-131F, Application for Parole in Place for Certain Noncitizen Spouses and Stepchildren of U.S. Citizens.
- While the administrative stay order is in place, USCIS will continue to schedule biometric appointments and capture biometrics at Application Support Centers.

The District Court's administrative stay order does not affect any applications that were approved before the administrative stay order was issued.

Biometric Appointments



U.S. Citizenship
and Immigration
Services

USCIS continues to schedule biometric appointments consistent with the administrative stay order issued by the district court on Aug. 26, 2024. All individuals with biometric appointments should plan to appear at their appointment at the scheduled date, time, and ASC indicated on their notice. Individuals **should not** arrive on a different date, unless they have rescheduled their appointments. Individuals who were turned away at an ASC will have their appointment rescheduled by USCIS.

Biometric Appointments (continued)



U.S. Citizenship
and Immigration
Services

As a reminder, individuals must print their biometric appointment notice and bring it with them to their appointment. In addition, if individuals are unable to attend the appointment, they can reschedule using the online rescheduling request process, as long as rescheduling takes place before the initial appointment expires. For more information, see the [Preparing for Your Biometric Services Appointment](#) page.



U.S. Citizenship
and Immigration
Services

USCIS Tech Talks

Keeping Families Together



Supporting Our Valued
Stakeholders

September 4, 2024

Disclaimer



U.S. Citizenship
and Immigration
Services

Materials presented today are for informational purposes only and are not legal advice. The information disseminated and statements made by USCIS personnel today are intended solely for the purpose of providing public outreach to the agency's stakeholders about issues of mutual interest. It is not intended to, does not, and may not be relied upon to create any right or benefit.

Reminders



- Questions from media – media@uscis.dhs.gov
 - Information shared today in this engagement may not be used for media attribution.
- Questions from congressional offices - usciscongressionalinquiries@uscis.dhs.gov.
- Today's engagement is being recorded.
- Submit questions in Q&A box on the right side of your screen.
- Other questions not related to today's topic can be sent to public.engagement@uscis.dhs.gov.



Today's Agenda, September 4



U.S. Citizenship
and Immigration
Services

- How a legal representative prepares Form I-131F in the USCIS online account
 - Legal representative steps
 - Client steps
- Submitted questions
- Live questions

- Mailbox:
myUSCISoutreach@uscis.dhs.gov



Administrative Stay – August 26, 2024



U.S. Citizenship
and Immigration
Services

- DHS administratively stayed from granting parole in place
- 14 days, may be extended
- USCIS continues to accept applications
- Does not affect decisions made before administrative order was issued
- USCIS will continue to schedule biometric appointments at Application Support Centers



uscis.gov/keepingfamielstogether



U.S. Citizenship
and Immigration
Services

- The latest updates
- Detailed eligibility requirements
- Online filing tips
- FAQ page
- uscis.gov/keepingfamielstogether/faq

Family

- Keeping Families Together** ^
 - Frequently Asked Questions About Keeping Families Together
- Family of U.S. Citizens v
- Family of Refugees & Asylees v
- Family of Green Card Holders (Permanent Residents) v
- Same-Sex Marriages

Keeping Families Together

ALERT: On August 26, 2024, the United States District Court for the Eastern District of Texas, in *Texas v. Department of Homeland Security*, Case Number 24-cv-306 administratively stayed DHS from granting parole in place under Keeping Families Together for 14 days; the District Court might extend the period of this administrative stay.

While the administrative stay is in place, we will:

- Not grant any pending parole in place requests under Keeping Families Together.
- Continue to accept filings of Form I-131F, Application for Parole in Place for Certain Noncitizen Spouses and Stepchildren of U.S. Citizens.

The District Court's administrative stay order does not affect any applications that were approved before the administrative stay order was issued.

ALERT: On Aug. 19, DHS posted for public inspection a Federal Register notice implementing Keeping Families Together, a process for certain noncitizen spouses and stepchildren of U.S. citizens to apply for parole in place. Additional information on the eligibility criteria under this process, the request process, and examples of required documentation are available on this page, the [Frequently Asked Questions About Keeping Families Together](#) page, and in the [Federal Register notice](#). We have also created a [Filing Guide for Form I-131F \(PDF, 8.95 MB\)](#) to help individuals as they prepare to file a request for parole in place through the online process.

On June 18, 2024, the Department of Homeland Security (DHS) announced a key step toward fulfilling President Biden's commitment to promoting family unity in the immigration system. On Aug. 19, 2024, DHS implemented Keeping Families Together, a process for certain noncitizen spouses and noncitizen stepchildren of U.S. citizens to request parole in place under existing statutory authority.

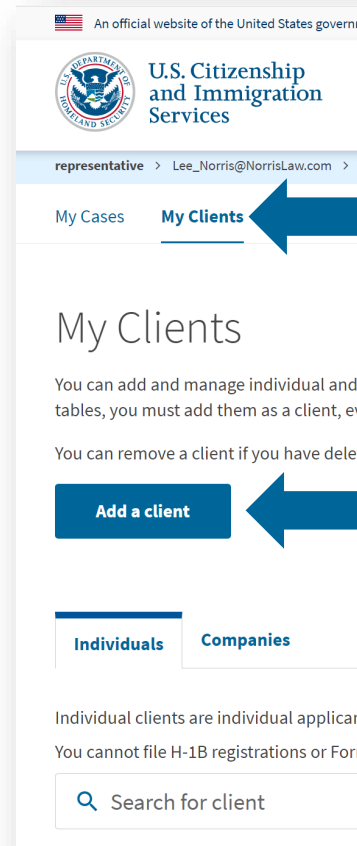
Parole is an exercise of DHS's discretionary authority under section 212(d)(5)(A) of the Immigration and Nationality Act (INA) to allow certain noncitizen "applicants for admission" to be present in the United States on a temporary, case-by-case basis for urgent humanitarian reasons or significant public benefit. The INA defines an "applicant for admission," in relevant part, as a noncitizen "present in the United States who has not been admitted." Noncitizens who are present in the United States without admission or parole may be considered for parole in place under this process because they remain "applicants for admission." Parole in place is available only for noncitizens who are present in the United States.

If granted parole, and if otherwise eligible, these noncitizens may apply for adjustment of status to that of a lawful permanent resident without being required to leave the United States and be processed by a U.S. consulate overseas. DHS estimates that 500,000 noncitizen spouses of U.S. citizens could be eligible to access Keeping Families Together; on average, these noncitizens have resided in the United States for 23 years. In addition, approximately 50,000 noncitizen stepchildren of U.S. citizens are estimated to be eligible to seek parole under Keeping Families Together.

Filing Form I-131F for a Client

Step 1—Add a client

- Under “My Clients” tab, add a client
- Enter client name & email address



What is your client's current legal name?

Their current legal name is the name on their birth certificate, unless it changed after birth by a legal action such as marriage or court order. Do not provide any nicknames here.

The current legal name you enter will be used to auto-populate your client's name in Form G-28. You will be able to edit the auto-populated fields if your client's legal name changes.

Given name (first name) *

Middle name (if applicable)

Family name (last name) *

What is your client's email address?

Please provide the same email address that is or will be used by your client to create their USCIS online account. If you enter an email address that does not match, your client will not be able to add you as a representative to complete the online filing process.

Email address *

Example: user@domain.com

The email address you enter will be used to auto-populate your client's email address in Form G-28. You will not be able to edit the email field in Form G-28.

Note: If the client email address you enter does not match the one used for your client's USCIS online account, you will need to delete any draft forms in progress for the client, remove them from your representative account, and add them as a client again in order to provide their correct email address.

Add client

Filing Form I-131F for a Client



U.S. Citizenship
and Immigration
Services

Step 2—Select the client

Use drop down arrow to
choose “File a Form”

Name
Rios, Alr
Rios, Jai
Smith, J

Select the client for whom you are filing:

The client you select is the client who will see the form you prepare. Provide information for the selected client in the form.

If you start a form for the wrong client or need to change the client for whom you are preparing it, delete the form and start a new one after selecting the correct client.

If your client is not listed, you may [add them as a client](#).

applicant - Rios, Jaime

Select the form you want to file online:

All forms include Form G-28, Notice of Entry of Attorney or Accredited Representative. You must submit Form G-28 when filing a form on behalf of a client. If you need to add a representative to a previously filed form, select Form G-28.

Fee waiver: If you are requesting a fee waiver, you cannot file online. You must file a paper version of both the Form I-912, Request for Fee Waiver and the form for the specific benefit you are requesting. You can review the fee waiver guidance at www.uscis.gov/feewaiver.

I-131F, Application for Parole in Place for Certain Noncitizen Spouses and St

Use this form to apply for certain noncitizens who are present in the United States without admission or parole to request a temporary period of parole.

Filing Form I-131F for a Client



U.S. Citizenship
and Immigration
Services

I-131F, Application for
Parole in Place for Certain
Noncitizen Spouses an...

- Getting Started ▾
- About You ▾
- Evidence ▾
- Review and Submit ▾

You must complete all fields with an asterisk (*) to submit this form.

i Important filing information

The Form I-131F **must** be filed by the noncitizen spouse or noncitizen stepchild as the requestor. Enter the noncitizen spouse or noncitizen stepchild's information in the "About You" section. If you enter the U.S. citizen spouse or stepparent's information in this section, your request may be rejected or denied without refund.

Each requestor, including noncitizen stepchildren, must file a separate Form I-131F requesting parole in place, and each requestor must have their own USCIS online account. A parent or legal guardian may create an online account for their minor child if the purpose is to submit a form on behalf of the minor. If a parent or legal guardian is not available, a primary caregiver or legal assistance provider may also help a child create their own USCIS online account.

I am requesting parole in place under INA section 212(d)(5)(A) as the: *

- Spouse of a United States Citizen
- Stepchild of a United States Citizen

Step 3—Fill out the form

- Form I-131F has four sections.

Filing Form I-131F for a Client



U.S. Citizenship
and Immigration
Services

Choose the type of request:

- Spouse of U.S. citizen OR
- Stepchild of U.S. citizen

I am requesting parole in place under INA section 212(d)(5)(A) as the: *

- Spouse of a United States Citizen
- Stepchild of a United States Citizen

Filing Form I-131F for a Client



If request is for stepchild of U.S. citizen

- Stepchild does not have to wait for their parent to file
- Stepchild can apply even if their parent does not apply
- BUT...if their parent applies **first**, include the parent's receipt number on the stepchild's form

You must complete all fields with an asterisk (*) to submit this form.

I am requesting parole in place under INA section 212(d)(5)(A) under the Process to Promote the Unity and Stability of Families as the: *

- Spouse of a United States Citizen
- Stepchild of a United States Citizen

What is your parent's I-131F receipt number? (if applicable)

Provide a 13-character receipt number, beginning with 3 capitalized letters followed by 10 digits.

Filing Form I-131F for a Client



- A written narrative is required.
- Provide information from your client about why they qualify for a discretionary grant of parole.

I-131F, Application for Parole in Place for Certain Noncitizen Spouses an...

Getting Started ▼

About You ▲

Your name

Your contact information

When and where you were born

Describe yourself

Other information

Processing information

Qualification for parole

Evidence ▼

Review and Submit ▼

You must complete all fields with an asterisk (*) to submit this form.

Explain how you qualify for parole in place, including information regarding the significant public benefit or urgent humanitarian reasons warranting a grant of parole, and why you believe you merit a favorable exercise of discretion.

You must explain how you qualify for parole in place as a noncitizen spouse or stepchild of a U.S. citizen in the space provided, including any specific factors that support your request or may be considered in overcoming a rebuttable presumption of ineligibility. Include copies of any supporting documents or evidence you wish considered. USCIS will use the information provided in your parole request and supporting evidence, along with the results of background and security checks and any other relevant information available to or requested by USCIS, to determine whether parole is warranted based on a significant public benefit or urgent humanitarian reasons and whether you merit a favorable exercise of discretion.

Provide an explanation. Your answer must be at least 750 characters. *

In this section, you need to provide a written narrative for why the applicant deserves a favorable exercise of discretion. This is where they tell their story. This section must have at least 750 characters (not words.) If it doesn't it will generate a red alert.

! You must provide at least 750 characters.

265/2000

Filing Form I-131F for a Client



Step 4—Upload evidence

- Critical section
- Form prompts for evidence based on type of request
- We strongly recommend you gather and prepare all evidence for upload before you begin the form

Evidence

Photo identity document

Evidence of your relative's status as a U.S. Citizen

Evidence of qualifying relationship

Evidence of continuous physical presence

Additional evidence

Filing Form I-131F for a Client




U.S. Citizenship
and Immigration
Services

Reminders about file requirements for evidence

File requirements

- Clear and readable
- Accepted file formats: JPG, JPEG, PDF, TIF or TIFF
- No encrypted or password-protected files
- If your documents are in a foreign language, upload a full English translation and the translator's certification with each original document.
- Upload no more than five documents at a time



Accepted.

If you get this error message, it means you have a special character in the file name. Rename the document with no special characters.

Accepted file name characters: English letters, numbers, spaces, periods, hyphens, underscores, and parentheses

Maximum size: 12MB per file

Filing Form I-131F for a Client



U.S. Citizenship
and Immigration
Services

- Finish form and move on to G-28
- Form I-131F is locked for editing

I-131F, Application for Parole in Place for Certain Noncitizen Spouses an...

Getting Started ▼

About You ▼

Evidence ▼

Review and Submit ▲

Review your application

Your application summary

Preparer statement

Preparer signature

Finish and continue to G-28

Finish the I-131F and continue to the G-28

By finishing this form, we will prepare a draft I-131F for your client to review and sign. If your client does not approve the information provided in the I-131F, you will need to edit the information in the form, and resubmit it for your client's review.

Next you will continue to Form G-28. When you finish Form G-28, we will give you a passcode for your client to add you as his or her representative in his or her USCIS online account. Once you are added, your client will have access to review the draft I-131F and the draft Form G-28.

[Back](#) [Finish and continue](#)

Filing Form I-131F for a Client



U.S. Citizenship
and Immigration
Services

Step 5—Complete Form G-28

Give this passcode to your client to initiate the G-28 client relationship

Your client will need to enter this one-time passcode on his or her account homepage in order to add you as a representative. Your client must have a USCIS online account in order for you to manage his or her case online.

If this code is not used within 30 days, it will expire and the draft G-28 will be deleted.

One-time passcode: NJO-306BB-4C07B-C039

Finish

Filing Form I-131F for a Client



U.S. Citizenship
and Immigration
Services

Applicant Steps

- Step 1—Log in to applicant account
- Enter representative passcode


The screenshot shows the USCIS My Account portal. At the top, there is a navigation bar with the USCIS logo, the text "U.S. Citizenship and Immigration Services", and a "My Account" link. Below the navigation bar, the main content area displays "Welcome To Your USCIS Account". A dropdown menu is open under the "My Account" link, listing various options: Home, Settings, Account actions, Add a case to your account, File a form online, Pay a fee online, Enter a representative passcode (highlighted with a green box), Verify your identity, Reschedule Biometrics, Change your address, and Sign out. Below the main content area, there are three cards: "Verify your identity" (Answer questions about your immigration history to verify your personal identity), "Change your address" (Update your address with USCIS), and "Reschedule biometrics" (Search for your existing biometrics appointment to reschedule online).

Filing Form I-131F for a Client

Step 2—Applicant reviews Form G-28 and Form I-131F

- Client can accept or decline
- Client cannot make edits
- Client has three ways to review:
 - PDF snapshot
 - Print
 - Long vertical view

An official website of the United States government [Here's how you know](#)

 U.S. Citizenship and Immigration Services

My Account ▾ Resources ▾

applicant > jaimejavierrios@test.com > a3af3ab5-8942-4dad-937b-fd6d1f9b8c26 > Last login: 2024-08-29 09:31:51 -0400

Review the G-28 form information

Here is a summary of all the information you provided in the G-28.

If anything is incorrect or missing, you should **decline** the G-28 on the next page and contact your representative. We will allow your representative to edit the information in the draft form, and resend it to you for your review.

We also prepared a draft case snapshot with your responses, which you can download below.

[View draft snapshot](#) [Print](#)

About Representative

Your name

Provide your name

Given name (first name)	Lee
Middle name (if applicable)	NMN
Family name (last name)	Norris

Your role

Select your representative role

I am an attorney eligible to practice law in, and a member in good standing of, the bar of the highest courts of the following states, possessions, territories, commonwealths, or the District of Columbia

Licensing authority	New York
Bar number	123456
Name of law firm or organization	Norris Law

Filing Form I-131F for a Client



U.S. Citizenship
and Immigration
Services

- If client accepts both, legal representative will pay and submit
- If client declines either form, legal representative will make edits and send representative passcode to client again.

You must complete all fields with an asterisk (*) to submit this form.

Accept or decline the G-28 *

If the information provided in the G-28 is complete, true, and correct, you should continue to the signature page.

If anything is incorrect or missing, you should decline the G-28 and contact your representative. We will allow your representative to edit the information in the draft form, and resend it to you for your review.

- I accept the G-28 and want to provide my signature
- I decline the G-28 and want to send the draft form back to my representative to make updates

Back

Next

Filing Form I-131F for a Client

Step 3—Client signs forms

Client indicates if they want notices and/or documents sent to legal representative

Client signs by typing their name



Copies of any documents I have submitted are exact photocopies of unaltered, original documents, and I understand that USCIS may require that I submit original documents to USCIS at a later date. Furthermore, I authorize the release of any information from any of my records that USCIS may need to determine my eligibility for the immigration benefit that I seek.

I furthermore authorize release of information contained in this application, in supporting documents, and in my USCIS records, to other entities and persons where necessary for the administration and enforcement of U.S. immigration laws.

I understand that USCIS will require me to appear for an appointment to take my biometrics (fingerprints, photograph, and/or signature) and, at that time, I will be required to sign an oath reaffirming that:

1. I reviewed and provided or authorized all of the information in my application;
2. I understood all of the information contained in, and submitted with, my application; and
3. All of this information was complete, true, and correct at the time of filing.

By my signature, I certify, under penalty of perjury, that I provided or authorized all of the information in my application, I understand all of the information contained in, and submitted with, my application, and that all of this information is complete, true and correct.

I have read and agree to the applicant's statement

Applicant's signature

You must provide your digital signature below by typing your full legal name. If you do not completely fill out this application, or if you do not submit the required documents listed in the Instructions, we may deny your application. We will record the date of your signature with your application.

Jaime J. Rios

Client'

You must

Filing Form I-131F for a Client



U.S. Citizenship
and Immigration
Services

Applicant will see that forms are ready for legal representative to submit

Your Drafts

I-131F Application for Parole in Place for Certain Noncitizen Spouses and Stepchildren of U.S. Citizens

Your representative needs to pay for (if required) and submit your form

Status

Your representative has not submitted your form

Last updated

August 29, 2024

Filing Form I-131F for a Client



Step 6 for Legal Representative

- Pay for & submit forms
- (video to be inserted)

Cases H-1B Registrations

Drafts (1) Submitted (1)

Search for clients and cases Search

Filter by

Status Form Clear filters

Refresh Table

Client	Forms	Beneficiary	Status ?	Action
Rios, Jaime	I-131F	None	Ready to pay and submit	Actions ▲ View draft Pay and submit

Filing Form I-131F for a Client



U.S. Citizenship
and Immigration
Services

Step 7

- View submitted case

Applicant: **RIOS, DELTA**

I-131F, Application for Parole in Place for Certain Noncitizen Spouses and Stepchildren of U.S. Citizens

Submitted on August 6, 2024 | Receipt # IOE9516664633

[Download PDF](#) ▾

[Withdraw G-28](#)

i I-131F notices will not be sent by mail

We will send all Form I-131F notices and correspondence to your and your client's USCIS online accounts. **Your client must print their biometric services appointment notice and bring it with them to their biometrics appointment.** To ensure you have the latest information about this case, sign into your USCIS online account often to receive important messages and check the case status.

Case Status

[Evidence](#)

[Notices](#)

[Case History](#)

Case status issued August 6, 2024

Case Was Received and A Receipt Notice Was Sent

On August 6, 2024, we received your Form I-131, Application for Travel Documents, Parole Documents, and Arrival/Departure Records, Receipt Number IOE9516664633, and sent you a receipt notice or acceptance notice. The notice describes how we will process your case. Please follow the instructions in the notice. If you move, go to www.uscis.gov/addresschange to give us your new mailing address.

Current as of today at 11:31 am ET



i Keeping Families Together Process

On Aug. 19th, 2024, as part of the [Keeping Families Together Process](#), we released Form I-131F, Application for Parole in Place for Certain Noncitizen Spouses and Stepchildren of U.S. Citizens. We are only accepting this form electronically using your online account.

If you are experiencing technical difficulties submitting Form I-131F, visit the [USCIS website](#) and click on "Need help? Chat with Emma" and select "Connect to Live Chat". You can report your technical issue using Live Chat.

My Cases

You may file a form or view your cases and H-1B registrations. You will see online filed cases, as well as paper-filed cases that have linked to your account, in the tables below.

[File a form](#)

i The H-1B Registration period is open ✕

- The H-1B Registration period is open from noon ET on March 6, 2024 to noon ET on March 25, 2024.
- Submitting an H-1B Registration does not guarantee an H-1B Visa.
- H-1B Registrations will NOT be accepted through the U.S. Postal Service.

[Cases](#)

[H-1B Registrations](#)

[Drafts \(6\)](#) [Submitted \(3\)](#)

[Search](#)

Important USCIS Resources



U.S. Citizenship
and Immigration
Services

Keeping Families Together

uscis.gov/keepingfamielsttogether

Filing Guide for Keeping Families Together

uscis.gov/newsroom/alerts/uscis-publishes-filing-guide-for-keeping-families-together

USCIS Online Account

my.uscis.gov

File Online Filing Tips

uscis.gov/file-online

File Online Filing Tips for Attorneys/Accredited
Representatives

uscis.gov/file-online/online-filing-for-attorneys-and-accredited-representatives

USCIS YouTube Channel

youtube.com/@uscis

Technical Support for Your Account

my.uscis.gov/account/needhelp

Change Your Address

uscis.gov/addresschange

Electronic Reading Room

uscis.gov/records/electronic-reading-room

Upcoming Engagements

uscis.gov/outreach

Executive Office for Immigration Review

<https://acis.eoir.justice.gov/en>

Dissemination



U.S. Citizenship
and Immigration
Services

This presentation may not be reproduced or further disseminated without the express written consent of USCIS.

Please contact the Public Engagement Division for additional information at public.engagement@uscis.dhs.gov.



About this Presentation



U.S. Citizenship
and Immigration
Services

Author: USCIS

Date of last revision: September 3, 2024

This presentation contains no sensitive Personally Identifiable Information (PII).

Any references in documents or text, with the exception of case law, relate to fictitious individuals.

All images in this presentation are owned by USCIS.





U.S. Citizenship
and Immigration
Services



**Thank you for joining
today's national stakeholder
engagement.**



For more information on our national
engagements, visit uscis.gov/outreach.

Follow us on [X \(formerly Twitter\)](#),
[Instagram](#), [YouTube](#), [Facebook](#), and
[LinkedIn](#).