



Keeping Families Together
We will begin at 2 p.m. Eastern.
Please enjoy our pre-event slides.

You will need computer speakers or headphones to hear the presentation.
There is no dial-in number.

How to Create a USCIS Online Account

Learn more at uscis.gov/file-online



U.S. Citizenship
and Immigration
Services

A screenshot of the USCIS website. At the top left is the USCIS logo and the text "U.S. Citizenship and Immigration Services". At the top right are the links "Resources" and "Sign In". The main banner features a scenic view of the Statue of Liberty and the New York City skyline with the text "myUSCIS" overlaid in a white, elegant font. Below the banner is a white box containing a technical support notice: "How to contact us for technical support" followed by "If you are experiencing technical difficulties accessing your online account, please [contact us](#)."

Pre-event slide. We will begin our presentation shortly.

Did You Move?



U.S. Citizenship
and Immigration
Services



Make sure you receive all notices and documents from USCIS! Give us your new address as soon as you move.

- Update your address quickly in your USCIS online account: my.uscis.gov
- Learn more by visiting our How to Change Your Address page: uscis.gov/addresschange

Pre-event slide. We will begin our presentation shortly.

Don't Miss Our Engagements!



U.S. Citizenship
and Immigration
Services

Visit uscis.gov/outreach for more information.



Pre-event slide. We will begin our presentation shortly.

Electronic Reading Room



U.S. Citizenship
and Immigration
Services

We post many engagement materials at uscis.gov/records/electronic-reading-room.



Pre-event slide. We will begin our presentation shortly.

Sign Up for Email Updates



U.S. Citizenship
and Immigration
Services

Get up-to-date information on
Keeping Families Together

Sign up today!



Pre-event slide. We will begin our presentation shortly.



U.S. Citizenship
and Immigration
Services

Keeping Families Together



A Review of the Criteria and Form I-131F,
Application for Parole in Place for Certain Noncitizen
Spouses and Stepchildren of U.S. Citizens

August 22, 2024

Disclaimer



U.S. Citizenship
and Immigration
Services

Materials presented today are for informational purposes only and are not legal advice. The information disseminated and statements made by USCIS personnel today are intended solely for the purpose of providing public outreach to the agency's stakeholders about issues of mutual interest. It is not intended to, does not, and may not be relied upon to create any right or benefit.

Reminders



- Questions from media – media@uscis.dhs.gov
 - Information shared today in this engagement may not be used for media attribution.
- Questions from congressional offices - usciscongressionalinquiries@uscis.dhs.gov.
- Today's engagement is being recorded.
- Submit questions in Q&A box on the right side of your screen.
- Other questions not related to today's topic can be sent to public.engagement@uscis.dhs.gov.





U.S. Citizenship
and Immigration
Services



Opening Remarks

Carrie Selby,
Associate Director, External Affairs
Directorate, USCIS

Agenda Today

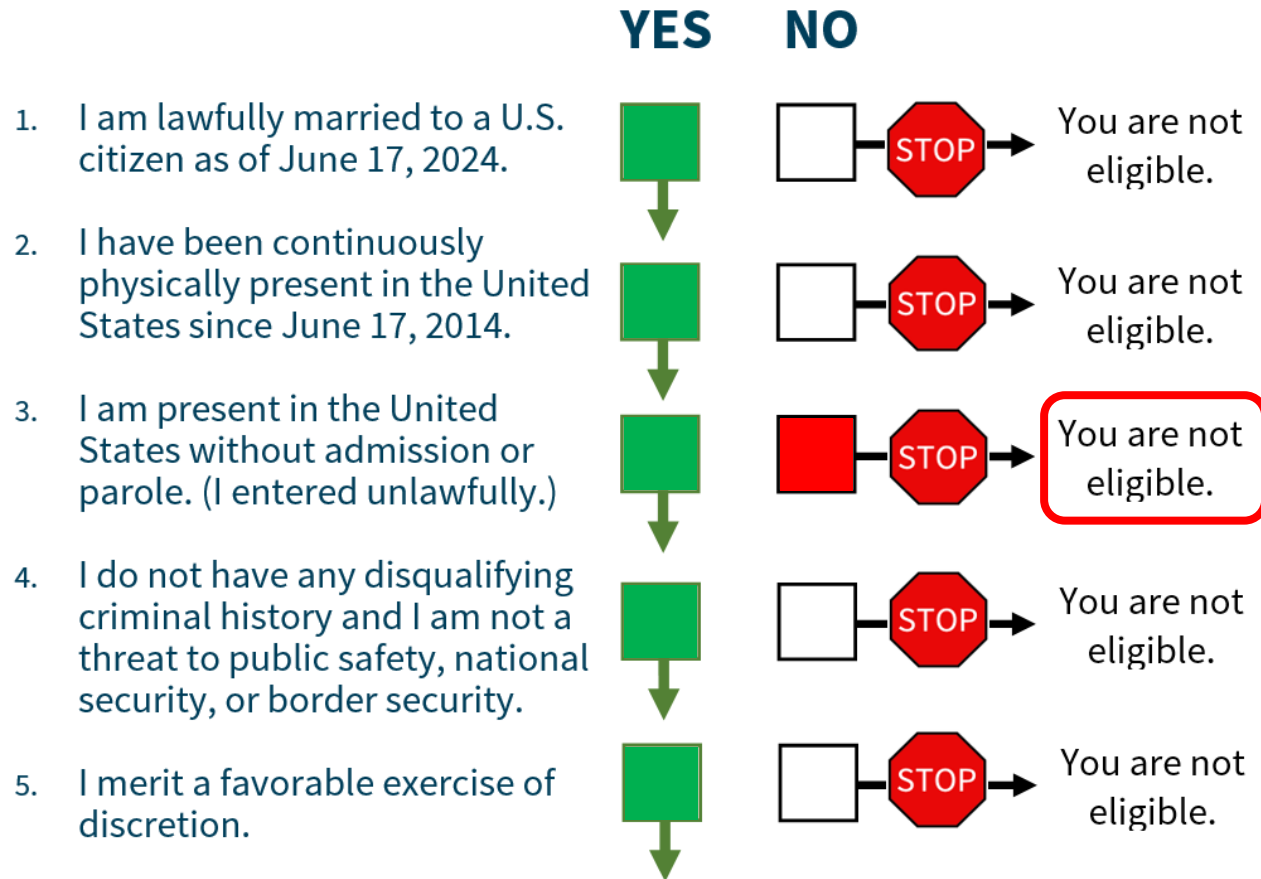
- Background and requirements
- Educational resources
- Live demo of Form I-131F
- Take live questions, time permitting



U.S. Citizenship
and Immigration
Services

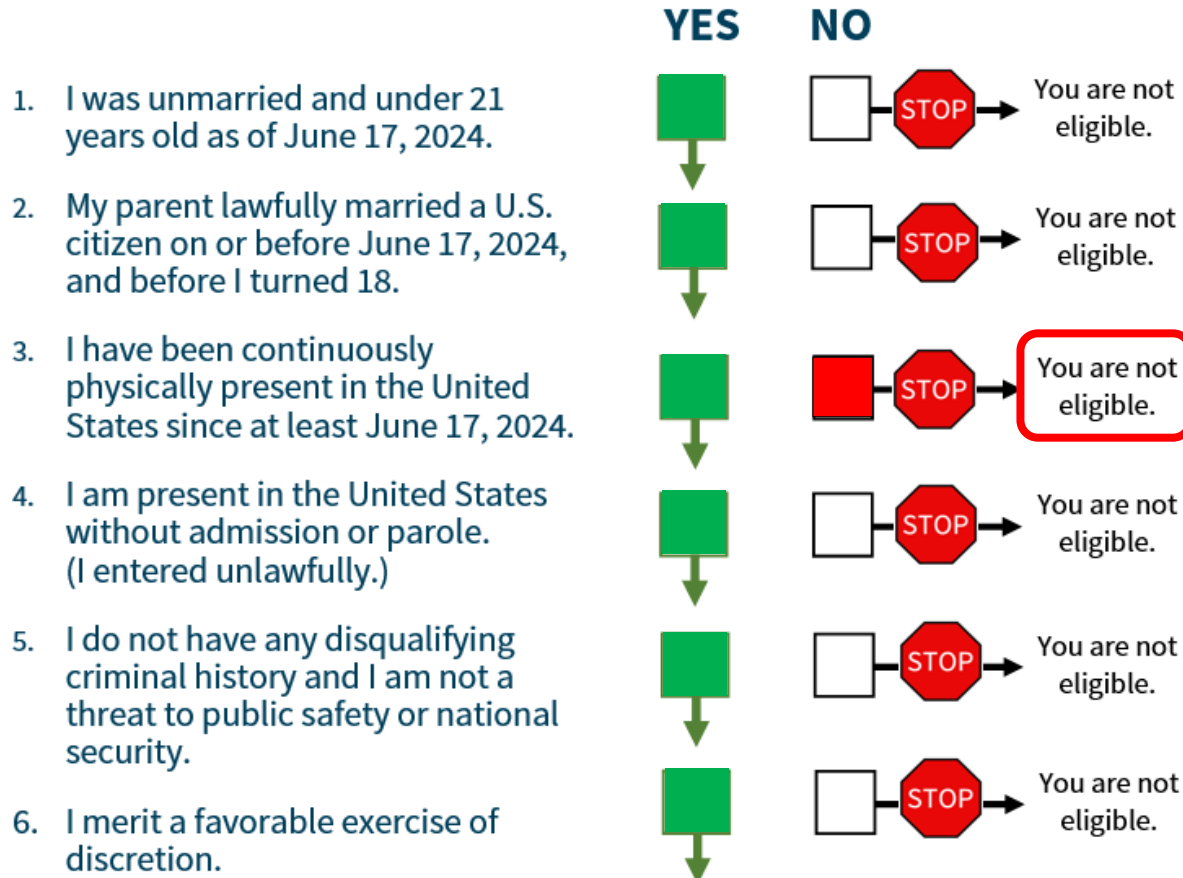


Criteria—Noncitizen Spouses of U.S. Citizens



You may submit Form I-131F, with evidence and fee, to request parole in place.

Criteria—Noncitizen Stepchildren of U.S. Citizens



You may submit Form I-131F, with evidence and fee, to request parole in place.

Educational Resources

1. Keeping Families Together fact sheet

- www.uscis.gov/kft (English)
- www.uscis.gov/es/kft (Spanish)

Keeping Families Together

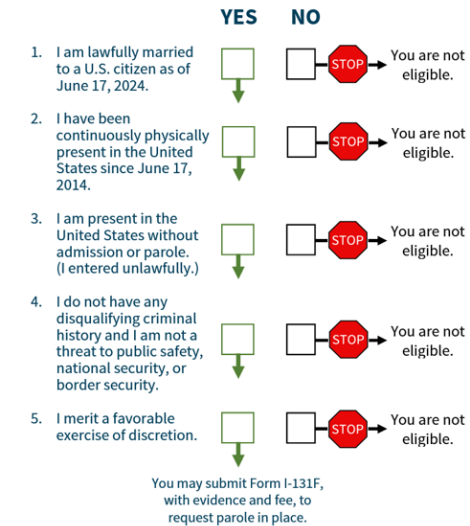
Background

On June 18, 2024, the Department of Homeland Security (DHS) announced a new process where certain noncitizen spouses and stepchildren of U.S. citizens may request parole in place on a case-by-case basis. Parole in place is a temporary permission to be in the United States.

This document explains who may qualify to request parole in place.

If U.S. Citizenship and Immigration Services (USCIS) approves your parole in place request, you may be able to apply from within the United States to become a U.S. lawful permanent resident and get a Green Card if you meet the requirements.

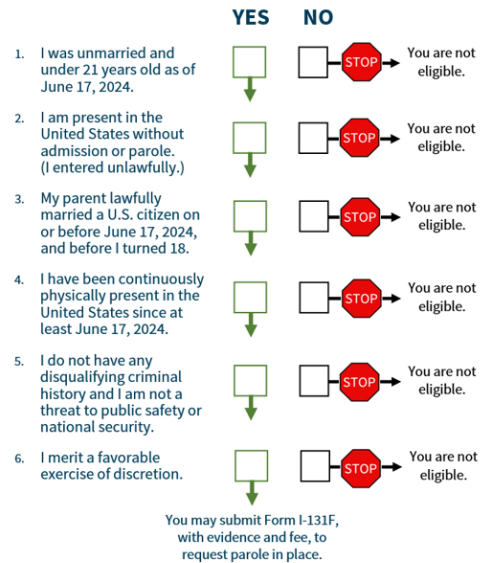
Criteria for Noncitizen Spouses of U.S. Citizens to Request Parole in Place



Keeping Families Together



Criteria for Noncitizen Stepchildren of U.S. Citizens to Request Parole in Place



How to Request Parole in Place Under This Process

1. Submit Form I-131F, Application for Parole in Place for Certain Noncitizen Spouses and Stepchildren of U.S. Citizens, online. Make sure you meet the criteria before you submit the form.
2. Form I-131F can be filed online only. You will need to create a USCIS online account at my.uscis.gov or you can use an existing account. Learn how to create an account: www.youtube.com/watch?v=gqY6NmorTTU
3. Log in to your USCIS online account and complete Form I-131F. The fee for this form is \$580. You must submit evidence to show that you meet the criteria.
4. On a case-by-case basis, we will determine if you merit a discretionary grant of parole based on significant public benefit or urgent humanitarian reasons.
5. We will consider your previous immigration history, criminal history, the results of background and national security checks, and any other relevant information.

Educational Resources



U.S. Citizenship
and Immigration
Services

2. Online Filing Guide for Form I-131F
 - 22-page guide that reviews entire form
 - Will help you get ready to file
 - Download the guide at <https://www.uscis.gov/sites/default/files/document/guides/USCIS-Filing-Guide-Form-I-131F.pdf>

Filing Guide for Form I-131F



U.S. Citizenship
and Immigration
Services

Educational Resources



U.S. Citizenship
and Immigration
Services

The Filing Guide offers helpful guidance on evidence you may submit to prove:

- Your identity
- Your relationship to the U.S. citizen
- Your U.S. citizen spouse/stepparent's citizenship
- Your continuous physical presence in the United States
- Resolution of potentially disqualifying arrests or charges (if any)

Evidence of Physical Presence

You must provide evidence of your continual

Evidence Regarding Criminal Charges

If you have been arrested for or charged with any felony or misdemeanor in the United States, or a crime in any country other than the United States, you must submit evidence demonstrating the results of the arrest or charges brought against you. You do not need to submit documentation about minor traffic violations such as driving without a license unless they were alcohol- or drug-related.

- School records (such as transcripts or report cards) from the schools that you have attended in the United States, showing the names of the schools and the periods you attended;
- Hospital or medical records concerning treatment or hospitalization, showing the names of the medical facilities of physicians and the dates of the treatment or hospitalization;
- Official records from a religious entity in the United States confirming that you participated in a religious ceremony, rite, or passage (for example, baptism, first communion, wedding);

Evidence of Continuous Physical Presence

Upload copies of any of the following documents:

- Any Immigration and Naturalization Service (INS) or DHS document stating your date of entry (e.g., Form I-862, Notice to Appear);

Evidence of Disposition of any Criminal Record

If you have been arrested for or charged with any felony (i.e., a Federal, state, or local criminal offense punishable by imprisonment for a term exceeding one year) or misdemeanor (i.e., a Federal, state, or local criminal offense for which the maximum term of imprisonment authorized is one year or less but greater than five days) in the United States, or a crime in any country other than the United States, you must upload evidence demonstrating the results of the arrest or charges brought against you.

Note: If the charges against you were handled in juvenile court, and the records are from a state with laws prohibiting their disclosure, this evidence is not required.

- If you have ever been arrested for any felony or misdemeanor in the United States, or a crime in any country other than the United States, and no charges were filed, submit an original official statement by the arresting agency or applicable order confirming that no charges were filed for each arrest. If you are unable to provide such documentation or if it is not available, you must provide an explanation, including a description of your efforts to obtain such evidence.
- If you have ever been charged with or convicted of a felony or misdemeanor in the United States, or a crime in any country other than the United States, submit an original or court-certified copy of the complete arrest record and disposition for each incident (e.g., dismissal order, conviction and sentencing record, acquittal order). If you are unable to provide such documentation or if it is not available, you must provide an explanation, including a description of your efforts to obtain such evidence.

No encrypted or password-protected files

- If your documents are in a foreign language, upload a full English translation and the translator's certification with each original document.
- Upload no more than five documents at a time
- Accepted file name characters: English letters, numbers, spaces, periods, hyphens, underscores, and parentheses
- Maximum size: 12MB per file

Choose or drop files here to upload

File Name	Document	Action
this-is-my-evidence	Arrest record and disposition	Delete

Educational Resources



U.S. Citizenship
and Immigration
Services

3. Frequently Asked Questions

- Searchable content covering common questions
- www.uscis.gov/kft (English)
- www.uscis.gov/es/kft (Spanish)

Key Questions and Answers

When will the process start?

USCIS will soon publish a Federal Register Notice to implement this process, explain the application process, and provide additional guidance on requirements to be considered for parole in place. This notice will explain what forms to file, the associated filing fees, any required documentation, and supporting evidence that will be needed to request parole in place. The application process is expected to begin later this summer.

What happens if I apply to USCIS prior to the start date of the process?

USCIS will reject any filings received before the date when the application process begins. This includes applications filed through our paper and electronic filing processes as well as requests submitted in person at our offices.

What will be the duration of parole? What happens when it ends?

Under this process, a qualifying individual may be granted parole on a case-by-case basis for up to three years. This period provides an opportunity for eligible spouses of U.S. citizens granted parole to file a Form I-485, Application to Register Permanent Residence or Adjust Status (and concurrent Form I-130, Petition for Alien Relative, if applicable). At the conclusion of the parole period, USCIS anticipates that these individuals will have either a pending adjustment application or final adjustment adjudication completed.

Application Process

What can I do now to prepare my application before the process begins?

Individuals should wait for additional information to be issued, including the date on which the process begins, when applications will be accepted, and what forms to use to apply for parole. Until then, individuals may consider preparing by gathering evidence, including:

- Documentation to establish that the noncitizen has been continuously present in the United States for at least 10 years as of June 17, 2024;
- Evidence of a legally valid marriage to a U.S. citizen as of June 17, 2024; and
- Evidence of additional favorable discretionary factors that the applicant would like USCIS to consider.

Those who are interested in this process should also consider opening or updating their myUSCIS account at <https://my.uscis.gov>.

Educational Resources



U.S. Citizenship
and Immigration
Services

4. YouTube videos



- How to Create an Account:
www.youtube.com/watch?v=gqY6NmorTtU
- Visit our YouTube channel:
www.youtube.com/uscis
- Look for our “How to” videos

Educational Resources



U.S. Citizenship
and Immigration
Services

5. Filing Tips for Legal Representatives

www.uscis.gov/file-online/online-filing-for-attorneys-and-accredited-representatives

Quick Reminders

- **Forms Lock When Complete**—Once benefit form(s) and G-28 are complete, they are locked for editing. Changes cannot be made unless client “declines” a form.
- **Client Email Address**—When you enter your client’s e-mail address on a form or G-28, it must be the same e-mail address the client used to create their account. Otherwise, the representative passcode will not work.
- **Attorney IP Address**—Currently, if your client is in your office, they will not be able to review draft forms in their account if they log in using your computer. Your IP address is for you only. Your client can review draft forms on their phone, tablet, or their own computer.

Live Demo of Form I-131F



U.S. Citizenship
and Immigration
Services

Insert video

Don't Get Scammed – Evite Estafas!



U.S. Citizenship
and Immigration
Services

- Read USCIS materials about this process. Ignore anyone who says they can “file early” for you.
- Do not trust anyone who says they have special connections with the government.
- DO NOT give personal information or send money to a stranger.
- USCIS will **never** call, email, or text you to ask for money.
- USCIS will **never** threaten you with deportation.
- Always use .gov websites.
- Low-cost community agencies may be able to help you apply.



uscis.gov/avoidscams

uscis.gov/eviteestafas

Technical Support

1. For account access issues, submit “Need Help” web form

- my.uscis.gov/account/needhelp
- Provide email address you used to create your account
- USCIS representative will review and contact you via email

Account Access

You must complete all fields with an asterisk (*) to submit this form.

I need help with:*

Select one

Select one

Changing my verification code delivery method

Requesting a new Online Access Code

Resetting my password

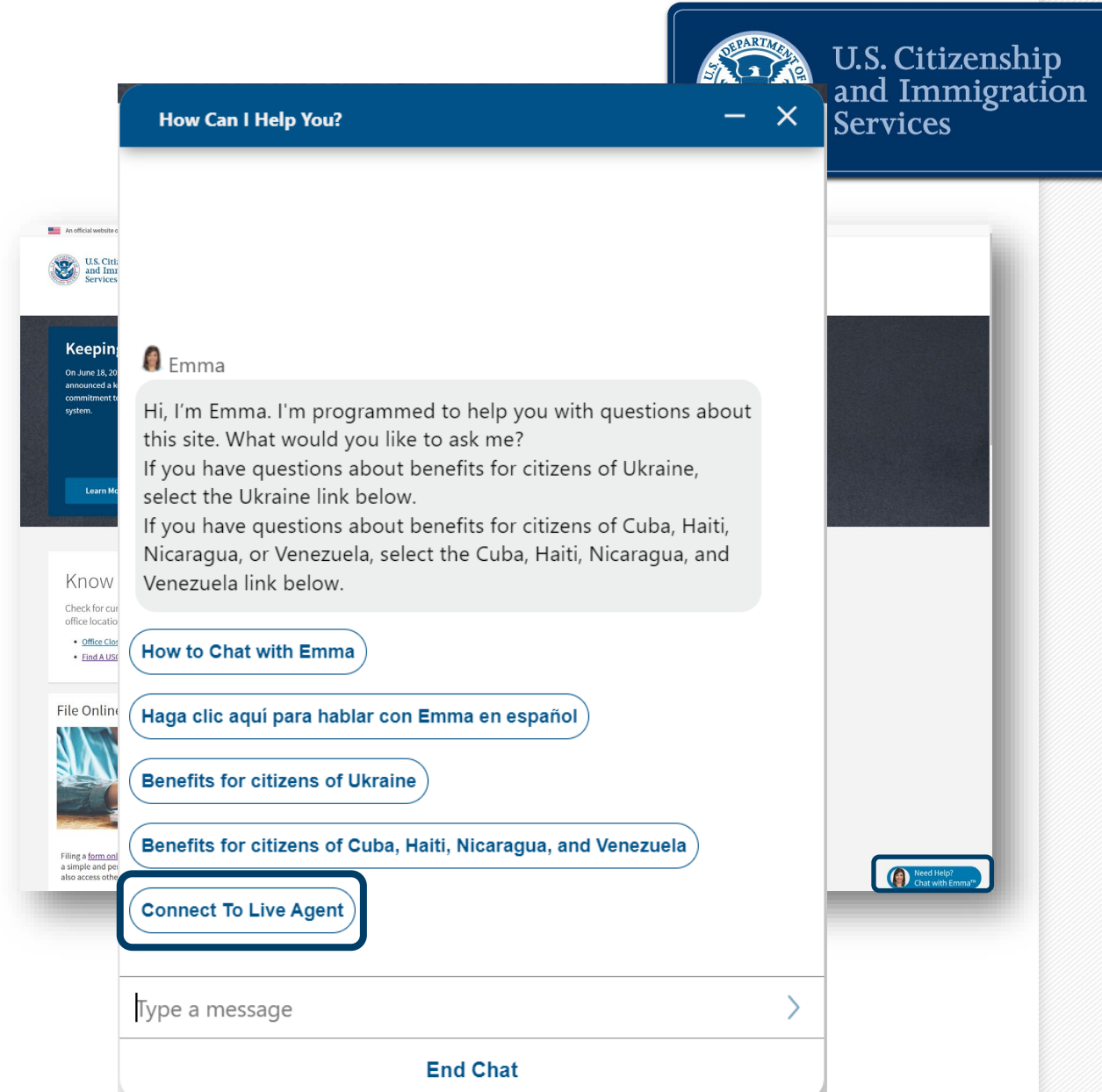
Unlocking my account

I am a(n):*

- Applicant or petitioner
- Paralegal or a legal representative of an applicant or petitioner
- Authorized officer or employee of the petitioning company or organization
- Parent or guardian of an applicant
- Member of a Community-Based Organization (CBO) assisting an applicant or petitioner
- Caregiver of an applicant

Technical Support

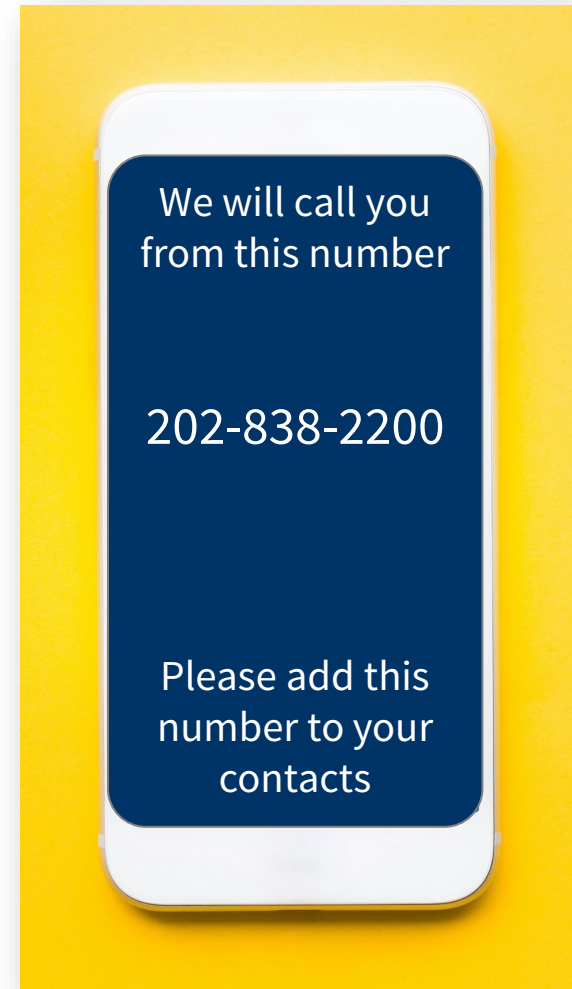
2. For other technical issues, connect with a live agent by going through the virtual assistant, Emma.
 - Choose “Connect To Live Agent”
 - An officer will chat with you to identify the problem and may create a ticket
 - USCIS representative will review and may call you or email you



Technical Support



3. Call the Contact Center at 800-375-5283
 - Say “I need technical support for Form I-131F” in English or Spanish
 - The system will identify that you need help with Form I-131F and route you to live assistance
 - We will create a ticket for you
 - We may call or email you



Important USCIS Resources



U.S. Citizenship
and Immigration
Services

Keeping Families Together

uscis.gov/keepingfamieliestogether

Filing Guide for Keeping Families Together

uscis.gov/newsroom/alerts/uscis-publishes-filing-guide-for-keeping-families-together

USCIS Online Account

my.uscis.gov

File Online Filing Tips

uscis.gov/file-online

File Online Filing Tips for Attorneys/Accredited
Representatives

uscis.gov/file-online/online-filing-for-attorneys-and-accredited-representatives

USCIS YouTube Channel

youtube.com/@uscis

Technical Support for Your Account

my.uscis.gov/account/needhelp

Change Your Address

uscis.gov/addresschange

Electronic Reading Room

uscis.gov/records/electronic-reading-room

Upcoming Engagements

uscis.gov/outreach

Executive Office for Immigration Review

<https://acis.eoir.justice.gov/en>

Dissemination



U.S. Citizenship
and Immigration
Services

This presentation may not be reproduced or further disseminated without the express written consent of USCIS.

Please contact the Public Engagement Division for additional information at public.engagement@uscis.dhs.gov.



About this Presentation



U.S. Citizenship
and Immigration
Services

Author: USCIS

Date of last revision: August 20, 2024

This presentation contains no sensitive Personally Identifiable Information (PII).

Any references in documents or text, with the exception of case law, relate to fictitious individuals.

All images in this presentation are owned by USCIS.





U.S. Citizenship
and Immigration
Services



**Thank you for joining
today's national stakeholder
engagement.**



For more information on our national
engagements, visit uscis.gov/outreach.

Follow us on [X \(formerly Twitter\)](#),
[Instagram](#), [YouTube](#), [Facebook](#), and
[LinkedIn](#).